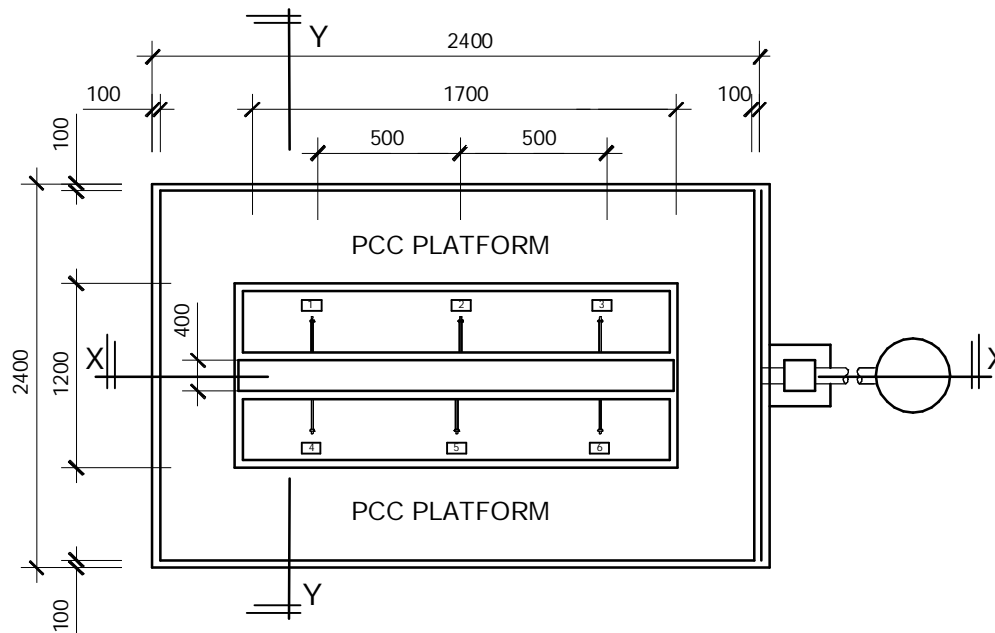
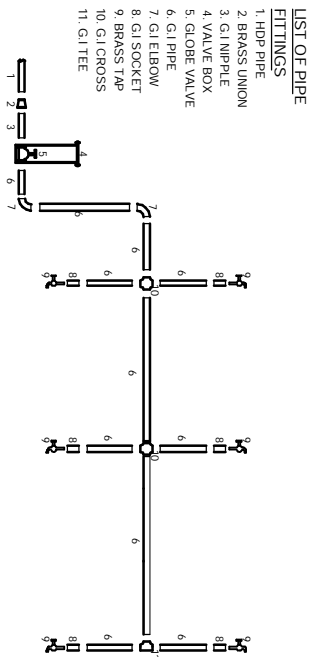
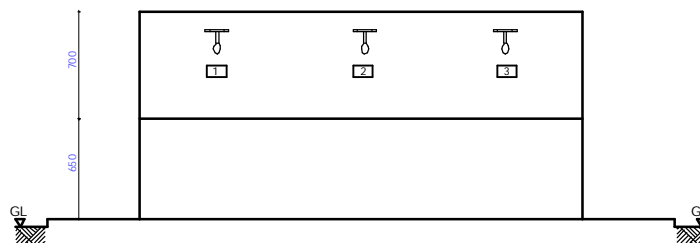


Pipes Layout



Plan View



Front View

NOTES

1. All dimensions are in millimetres unless otherwise
2. Do NOT scale this drawing.
3. Figured dimensions to used as they are
4. Position of the structure to be determined on site
5. PCC means plain cement concrete
6. GL means Ground Level

Rev.	By	Description	Sign	Date

IMPLEMENTING ORGANIZATION:

ALIGHT
CAPITAL WEST 6TH FLOOR
LANTANA ROAD
WESTLANDS
NAIROBI

Client:	

Scale(s) : No Scale	Date : TBC
Designed : HASSAN M DAHIR	Drawn : HASSAN M DAHIR

Project title :	
SHF WASH PROJECT LOWER JUBA / SOMALIA	

Drawings title :	
WATER POINT OF 6 TAPS	



WATER POINT OF 6 TAPS